


PartyTentPlaza.nl

partytenten, accessoires en meer...

Orange Outdoor partytent 5x6.8

-Parts List-



1		A	2	11		K	8
2		B	2	12		L	4
3		C	2	13		M	left 2
4		D	9	14		N	right 2
5		E	1	15		O	7/1
6		F	8	16		P (Roof)	1
7		G	8	17		Q (M8x50)	8
8		H	8	18		R (M8)	8
9		I	8	19		S (M6x10)	8
10		J	8	20		T (Ø6)	8
				21		U (M8)	8+1 extra
				22		V	8
				23		W	8
				24		X	56
				25		Y	40

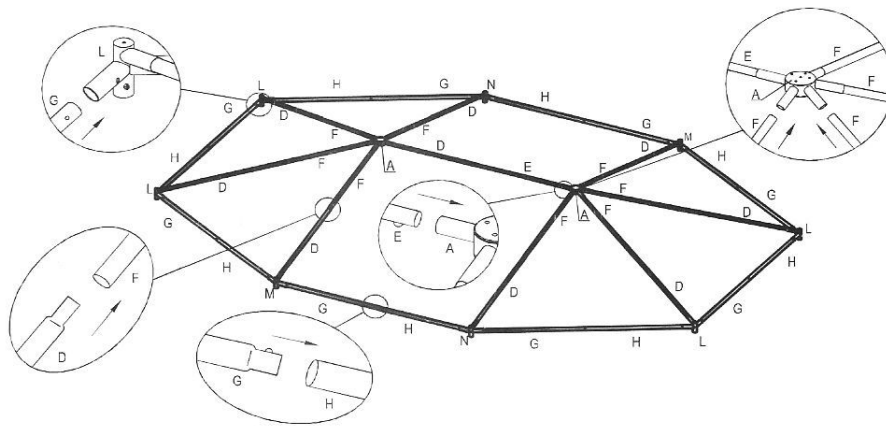
PartyTentPlaza.nl

partytenten, accessoires en meer...

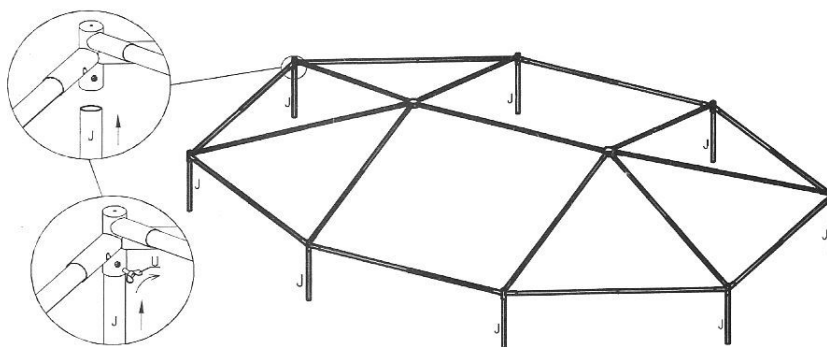
Orange Outdoor partytent 5x6.8

- Manual -

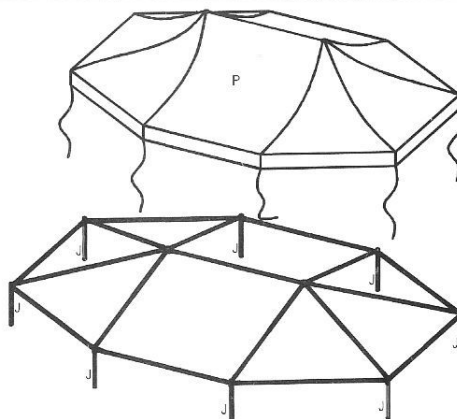
STEP 1



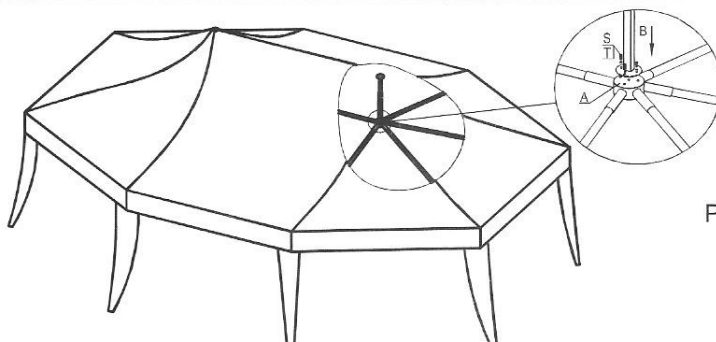
STEP 2



STEP 3



STEP 4



Put the 2 roofmastes in position .

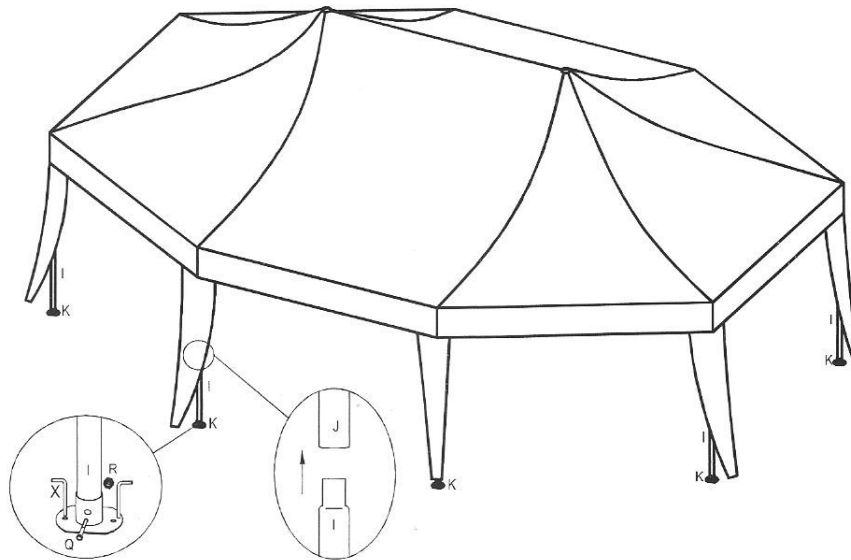
PartyTentPlaza.nl

partytenten, accessoires en meer...

Orange Outdoor partytent 5x6.8

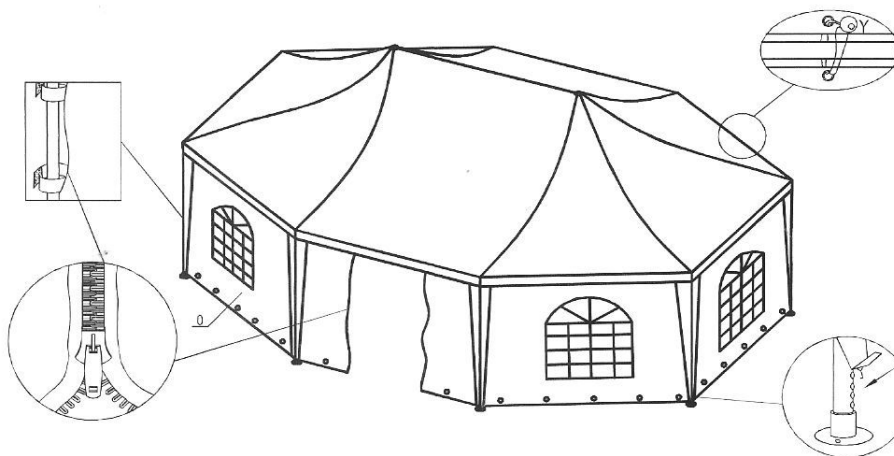
- Manual -

STEP 5



Lift structure and place tube I + feet.

STEP 6



STEP 7

